

Clear Lake Sailing Club

Clear Lake, Texas

2017 Series Races Sailing Instructions

1 RULES

The series will be governed by the rules as defined in the current Racing Rules of Sailing. These events are designated category C. The US Sailing Portsmouth Yardstick handicapping system will apply for handicap fleet(s).

2 ENTRIES

Competitors may enter by placing their name on the entry form provided at the skipper's meetings. To be eligible for trophies, the competitor must be a members of the CLSC who has paid the race fee specified in the by laws. Eligibility for awards is not retroactive for the period prior to payment of the race fee. Guest boats, (non-CLSC members), are encouraged to sail with member boats, but shall not be scored for awards.

3 NOTICES TO COMPETITORS

Notices to competitors will be posted on the official notice board located on the CLSC meet-up web site <https://www.meetup.com/clear-lake-sailing-club-houston/>. Hard copies of notices will also be available from the Race Committee at the competitors' meeting.

4 CHANGES TO THESE SAILING INSTRUCTIONS

A three member Rules Committee composed of the Race Director and two others appointed by the Commodore must approve all changes to these Sailing Instructions. The "initial notification" of a revision shall be e-mailed to each club member. A narrative of the changes shall accompany the revised sailing instructions. The effective date shall be at least one week after the initial notification. Hard copies of the revised sailing instructions **must** be available on the committee boat by the effective date. Earlier revisions shall be removed to prevent confusion. The approved Sailing Instructions may also be available on the CLSC web site at

<http://files.meetup.com/3405522/Series%20Races%20Sailing%20Instructions.pdf>

Revisions to these Sailing Instructions shall be discussed at the first effective Competitors Meeting.

5 SIGNALS MADE ASHORE

Signals made ashore will be displayed from the trailered or docked CLSC Race committee boat. If a postponement is signaled ashore, the warning signal will be made not less than 45 minutes after AP is lowered. This changes race signal AP.

6 SCHEDULE

A competitors' meeting will be held at the Harris County Clear Lake Park prior to each day of racing. The times for the dates and times for the competitors' meeting is available at

<https://www.meetup.com/clear-lake-sailing-club-houston/>

The warning signal for the first race will be no earlier than 30 minutes after the conclusion of the competitors' meeting. Subsequent races each day will be held as soon as possible after the end of the previous race.

7 CLASS FLAGS

Class Flags and the starting order for the first race will be announced at the competitor's meeting.

8 RACING AREA

The racing area will be Clear Lake, on the border between Harris and Galveston Counties, Texas.

9 COURSES and MARKS

The courses are described on attachment 1 of these instructions. The courses will be designated by black letters on white boards. The course designations appear with the corresponding course descriptions on attachment 1. All marks will be Orange spheres, approximately 30" in diameter. The attached diagram shows the courses, course designations, the marks in order and the rounding direction of each mark.

A gate at the windward mark instead of the windward course mark may be used. This windward gate shall consist of a pair of marks. The two marks shall be located approximately 5 boat lengths apart. Boats shall first sail through the gate and then leave either the starboard mark to starboard or the port mark to port.

A gate at the leeward mark instead of the leeward course mark may be used. This leeward gate shall consist of a pair of marks. The two marks shall be located approximately 5 boat lengths apart. Boats shall first sail through the gate and then leave either the starboard mark to starboard or the port mark to port.

10 THE START

The starting and finishing lines will be between an orange mark as described above and an orange line flag on the port quarter of the Race Committee boat.

Boats whose warning signal has not been made shall avoid the starting area.

11 THE FINISH

The finishing line will be between an orange mark as described above and an orange line flag on the port quarter of the Race Committee boat.

Boats shall avoid the finish area after finishing.

12 SAFETY

12.1 CHECK IN/CHECK OUT

A boat that did not rank as a starter (sail about the vicinity of the starting line after her warning signal) for a previous race must check in with the race committee prior to the preparatory signal of her class for that race. To check in, she shall sail past the stern of the committee boat on starboard tack and hail her sail number. The race committee shall acknowledge the hail.

A boat that wishes to return to dock prior to the end of scheduled racing for the day shall, if possible, notify the race committee at the first reasonable opportunity.

12.2 PERSONAL BUOYANCY

When a life preserver is displayed with one sound at or before the warning signal, competitors must wear life-jackets or other adequate personal buoyancy. Wet suits and Dry suits are not adequate personal buoyancy. This changes rules 27.1, 40.

13 TIME LIMIT

The time limit for each race will be 1 hour for the first boat to finish. Boats finishing more than 30 minutes after the first boat that sails the course finishes will be scored DNF. This changes RRS 35.

14 PROTESTS

Protest forms are available on the Race Committee boat.

Protests shall be delivered to the PRO at Clear Lake Park within 30 minutes after the race committee boat docks. The protest time limit and a list of protests received will be posted on the race committee boat. Hearings will be held as soon as possible after racing each day at a place to be announced by the PRO.

15 SCORING

The Low Point System of Appendix A of the racing rules will apply.

Three races constitute a series.

Three races per day are scheduled for the series.

When fewer than 4 races are completed, a boat's series score will be the total of her race scores

When from 4 to 7 races are completed, a boat's series score will be her total of her race scores excluding her worst score.

When from 8 to 11 races are completed, a boat's series score will be her total of her race scores excluding her two worst scores.

When 12 or more races are completed, a boat's series score will be her total of her race scores excluding her three worst scores.

A competitor who serves on Race Committee duty shall receive for that race a score equal to the average of scores they received for the other races in that series for up to three races. Additional races served as Race Committee duty shall be scored DNS.

A competitor who starts but does not finish the race will receive a score equal to the number of starters.

A competitor who is in the starting area, but does not start will receive a score equal to the number of starters plus one. For the purpose of this series, anyone who attends the skipper's meeting with a boat intending to compete will be considered in the starting area.

Competitors who did not compete in that race will be scored the number of starters plus two.

Results will be made available on the CLSC web site at and in the next publication of the CLSC newsletter.

16 PRIZES

Series Prizes will be awarded on the following basis:

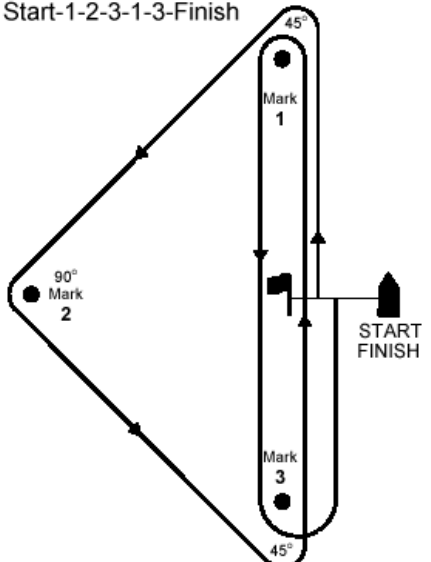
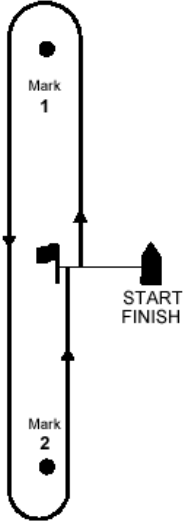
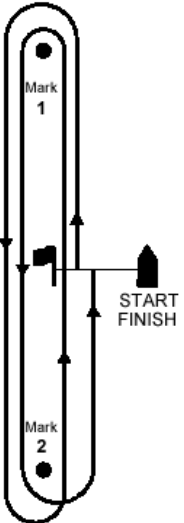
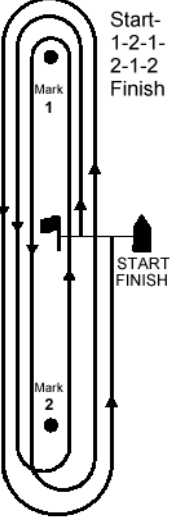
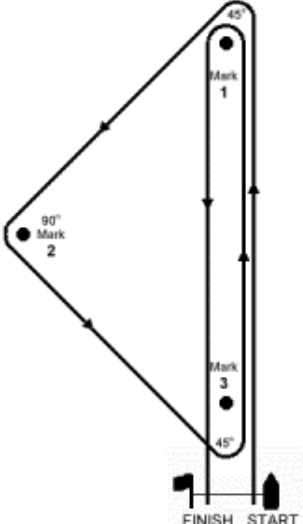
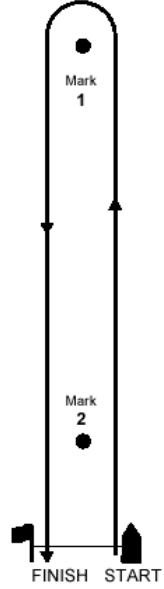
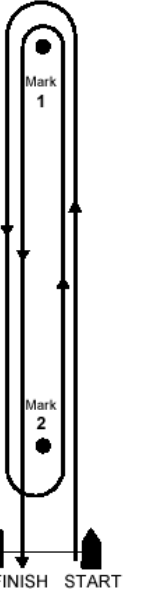
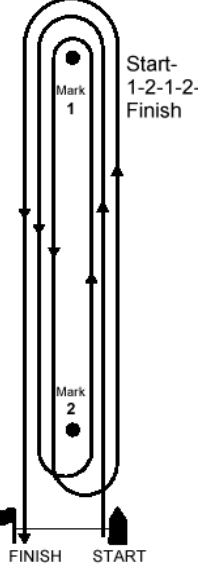
CLSC, P.O. Box 580312

Houston, TX 77258















- 1 - 2 qualifiers-----no award
- 3 - 4 qualifiers-----1st. place
- 5 - 6 qualifiers-----1st. & 2nd.
- 7 - 9 qualifiers-----1st., 2nd., & 3rd
- 10 or more qualifiers-----1st, 2nd, 3rd, & 4th.

A qualifier is defined as any eligible boat that registers with the Race Committee and ranks as a starter, (sails about the vicinity of the starting line after her warning signal) in at least half of the races completed in the event. Race Committee duty for up to a maximum of three races shall also count toward qualification in a series.

Attachment 1- Course signals

<p>CENTER START COURSES Indicated on Starboard side of RC boat.</p> <p>Center start and/or gate courses will be announced by the race committee at the pre-race meeting.</p>	<p>Start-1-2-3-1-3-Finish</p> 	<p>Start-1-2-Finish</p> 	<p>Start-1-2-1-2-Finish</p> 	<p>Start-1-2-1-2-1-2-Finish</p> 
<p>COURSE INDICATION</p>	<p>O</p>	<p>W1</p>	<p>W2</p>	<p>W3</p>
<p>END START COURSES Indicated on Starboard side of RC boat.</p> <p>End start and/or gate courses will be announced by the race committee at the pre-race meeting.</p>	<p>Start-1-2-3-1-Finish</p> 	<p>Start-1-Finish</p> 	<p>Start-1-2-1-Finish</p> 	<p>Start-1-2-1-2-1-Finish</p> 
<p>COURSE INDICATION</p>	<p>O (blank)</p>	<p>W1 (blank)</p>	<p>W2 (blank)</p>	<p>W3 (blank)</p>

Race Signals Cue Card

Time	Sequence with out starting penalties	Sequence with Starting Penalties	Class flags are set at Competitors' meeting	Record start & finish time for all boats.	Take three wind readings during races.
Start minus 5 minutes	<u>Warning Signal</u> -Class Flag up with 1 sound		Turn in results to Race Director! Results are posted on Web and sent to USSA.		
Start minus 4 minutes	<u>Preparatory Signal</u> -  POPPA flag up with one sound	<u>Instead of POPPA use:</u> <u>Round an End(30.1) -</u>  INDIA flag up with one sound OR <u>20% Scoring penalty(30.2) -</u>  ZULU flag up with one sound OR <u>Disqualification penalty (30.3) -</u>  BLACK FLAG up with one sound (use only as a last resort!)	<u>How to Change Course:</u> Move mark. Go to previous mark  CHARLIE up with repetitive sounds, Before 1 st boat arrives. Show compass course to new mark Use ladder board. <u>When to Change course</u> For large wind shifts. And only if there's time to do it.  ZULU over INDIA is allowed As prep signal! Both 30.1 and 30.2 are in effect.	<u>Wear Life Jackets:</u>  YANKEE Up with 1 sound. (or use a life jacket) <u>Come within hail or Follow me</u>  LIMA up with 1 sound. Can be used for check-in, <u>Missing Mark</u>  MIKE with repeated sounds. This boat replaces a missing mark. <u>Shorten Course</u>  Move the RC boat to the next turning mark, SIERRA up with 2 sounds	<u>How to abandon:</u>  NOVEMBER up with 3 sounds <u>When to abandon:</u> Poor weather (too much/too little wind, or lightning visible, No daylight. No boats have finished in the time limit. See SI's ZULU flag and BLACK Flag penalties go away if race abandoned before start. They remain otherwise.
Start minus 1 minute	Preparatory flag POPPA/INDIA/ZULU/BLACK down with one long sound. Rules 30.1 and/or 30.2 or 30.3 are in effect as required.		<u>How to Individual recall -</u>  X-RAY up with 1 sound (Must make both visual and sound) Do not lower until ALL early boats have gone completely below the start. (no dipping the flag for each boat) OR 1 minute before next start if a boat never clears herself).	<u>How to General Recall</u>  1 st Substitute up with 2 sounds. Down 1 minute before next warning signal with 1 sound (Must make both visual and flag signals)	<u>How to Postpone</u>  AP up with 2 sounds Down with 1 long sound 1 minute before next Warning signal. <u>When to Postpone:</u> The AP is the RC's friend! For Errors in the Starting Sequence Such as: - Sound signal out of sync with flag - Flags up/down at the wrong time. - Wind shifts direction dramatically for long period of time before start.
Start	Class Flag Down -with one sound		<u>When to individual recall</u> 1 or more boats over early, and you can positively identify them.	<u>When to General Recall -</u> Many boats over early and can't identify them all. OR For error in start sequence after the start.	<u>When NOT to postpone:</u> If the horn fails, Don't force it. If the horn goes off late, you must Postpone OR After a race has started. <u>Abandon</u> or <u>General recall</u>